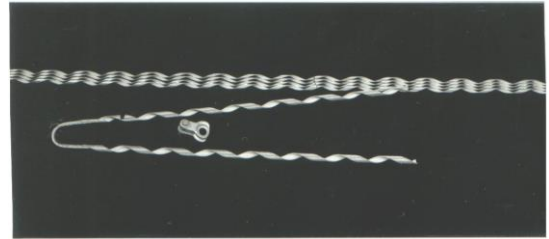


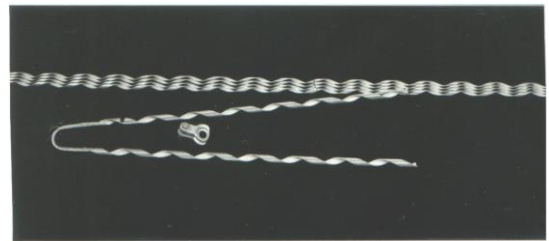
# **PREFORMED DEAD END SETS FOR ALL TYPES OF CONDUCTOR**

**AI 002**


1. Be sure to select the complete and proper **Preformed Dead End Set** suitable for your conductor type and diameter. Clean the conductor before the installation.



2. Begin at the centre mark of the first subset of reinforcing rods and wrap the subset around the conductor by pulling it up and away from the cable two or three times.



3. Apply the remaining subset in the same manner as described in Point 2.



4. For an easy and distortion free application, split the legs of the subset as shown. Wrap each split one time around the conductor separately and apply thumb pressure until it snaps into place firmly around the conductor.



5. Align the mark of the Preformed Dead End Set with the mark of the reinforcing rods. Wrap both legs of the Preformed Dead End Set on the reinforcing rods.

